
2

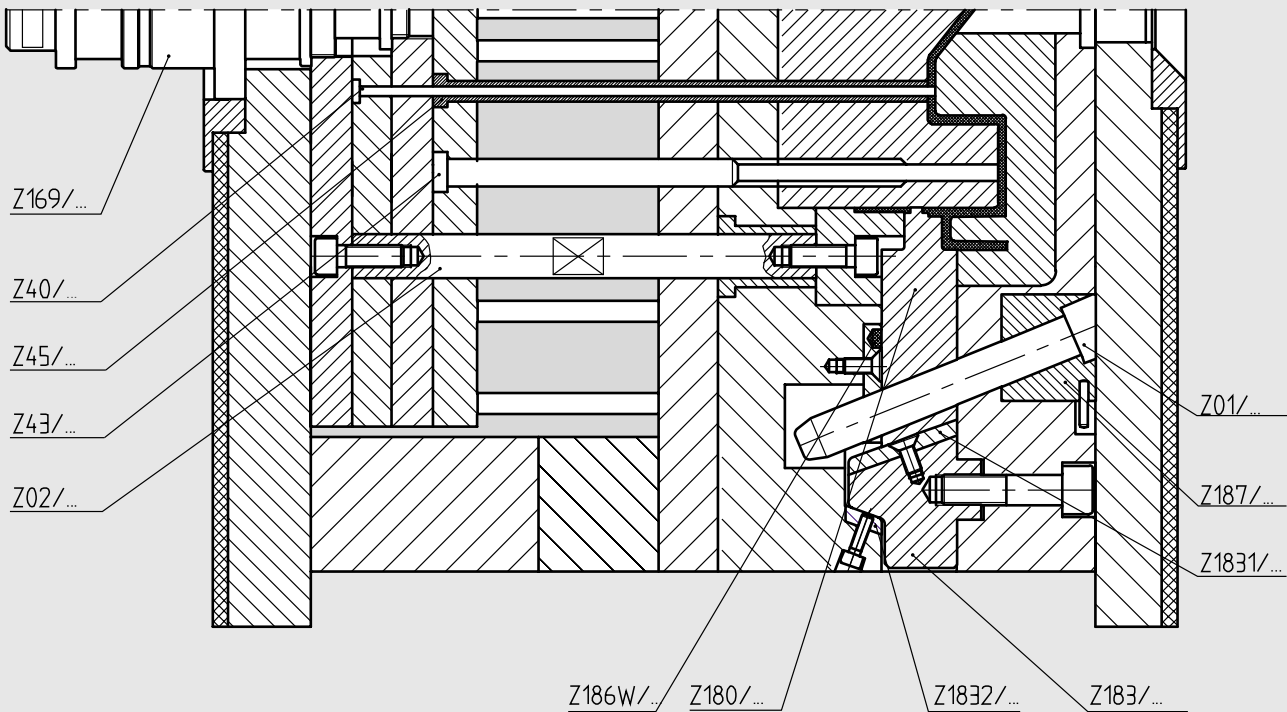
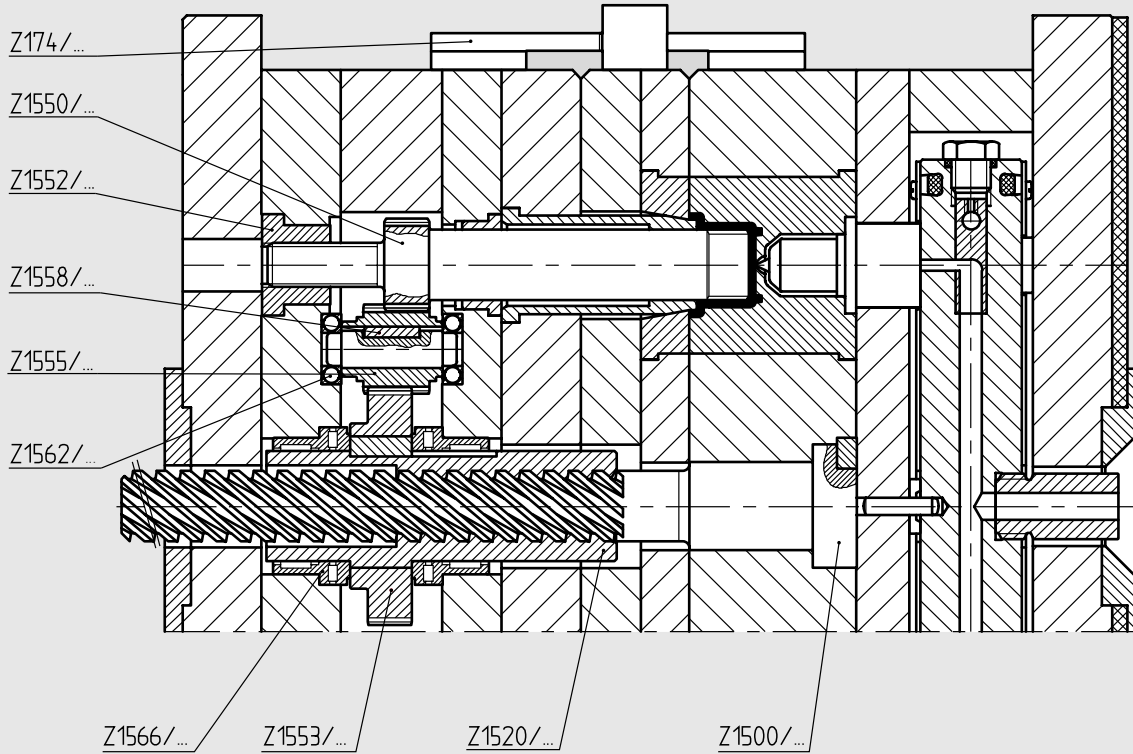
Ejectors, demoulding components



Ejector pins, Ejector sleeves,
Ejector coupling devices,
Unscrewing components,
Two-stage ejectors, Latch locking units,
Mould slides-Modular system

2


Ejectors, demoulding components






























This is trial version
www.adultpdf.com

Ordering example:




























Z 40 / 1,6 x 40



| | | | | | |
|---|---|---|--|---|--|
|  | <p>Z 02/... 2.1</p> <p>Ejector rod Mat.: Case hardening steel 720 HV 30 for ejector assemblies</p> |  | <p>Z 441/...* 2.19</p> <p>Shouldered ejector pin cylindrical head Mat.: WS (≈ 1.2516) DIN 1530-2/ISO 8694 hardened</p> |  | <p>Z 4510/.../S* 2.41</p> <p>Ejector sleeve custom designed Mat.: WS (≈ 1.2516) hardened</p> |
|  | <p>Z 022/...* 2.2</p> <p>Guide sleeve Mat.: Free-cutting steel 620 HV 30 also used together with Z 56/... and Z 561/...</p> |  | <p>Z 442/.../S 2.20</p> <p>Ejector pin cylindrical head custom designed Mat.: WS (≈ 1.2516) hardened</p> |  | <p>Z 452/.../S* 2.42</p> <p>Ejector sleeve custom designed Mat.: WAS (≈ 1.2343) hardened and nitrided</p> |
|  | <p>Z 56/...* 2.3</p> <p>Stop disc Mat.: 1.1730/690N/mm² used with Z 02/... and Z 022/...</p> |  | <p>Z 45/...* 2.22</p> <p>Ejector sleeve Mat.: WAS (≈ 1.2343) DIN 16756/ISO 8405 hardened and nitrided</p> |  | <p>Z 453/.../S* 2.43</p> <p>Ejector sleeve custom designed Mat.: WS (≈ 1.2516) hardened</p> |
|  | <p>Z 561/...* 2.3</p> <p>Washer Mat.: 1.0715/950N/mm² used with Z 022/...</p> |  | <p>Z 451/...* 2.25</p> <p>Ejector sleeve Mat.: WS (≈ 1.2516) DIN 16756/ISO 8405 hardened</p> |  | <p>Z 454/.../S* 2.44</p> <p>Ejector sleeve, stepped custom designed Mat.: WAS (≈ 1.2343) hardened and nitrided</p> |
|  | <p>Z 40/...* 2.4</p> <p>Ejector pin cylindrical head Mat.: WS (≈ 1.2516) DIN 1530-1/ISO 6751 hardened</p> |  | <p>Z 4500/...* 2.29</p> <p>Ejector sleeve Mat.: WAS (≈ 1.2343) hardened and nitrided</p> |  | <p>Z 455/.../S* 2.45</p> <p>Ejector sleeve, stepped custom designed Mat.: WS (≈ 1.2516) hardened</p> |
|  | <p>Z 41/...* 2.9</p> <p>Ejector pin cylindrical head Mat.: WAS (≈ 1.2343) DIN 1530-1/ISO 6751 hardened and nitrided</p> |  | <p>Z 4500/.../S* 2.32</p> <p>Ejector sleeve custom designed Mat.: WAS (≈ 1.2343) hardened and nitrided</p> |  | <p>Z 456/...* 2.46</p> <p>Wear sleeve Mat.: WAS (≈ 1.2343) hardened</p> |
|  | <p>Z 42/...* 2.14</p> <p>Ejector pin conical head Mat.: WS (≈ 1.2516) DIN 1530-3 hardened</p> |  | <p>Z 4501/...* 2.33</p> <p>Ejector sleeve Mat.: WAS (≈ 1.2343) hardened</p> |  | <p>Z 456/.../S* 2.47</p> <p>Wear sleeve custom designed Mat.: WAS (≈ 1.2343) hardened</p> |
|  | <p>Z 43/...* 2.17</p> <p>Ejector pin conical head Mat.: WAS (≈ 1.2343) DIN 1530-3 hardened and nitrided</p> |  | <p>Z 4501/.../S* 2.36</p> <p>Ejector sleeve custom designed Mat.: WAS (≈ 1.2343) hardened</p> |  | <p>Z 46/...* 2.48</p> <p>Flat ejector pin Mat.: WAS (≈ 1.2343) DIN 1530-4/ISO 8693 hardened and nitrided</p> |
|  | <p>Z 44/...* 2.18</p> <p>Shouldered ejector pin cylindrical head Mat.: WAS (≈ 1.2343) DIN 1530-2/ISO 8694 hardened and nitrided</p> |  | <p>Z 4510/...* 2.37</p> <p>Ejector sleeve Mat.: WS (≈ 1.2516) hardened</p> |  | <p>Z 461/...* 2.49</p> <p>Special flat ejector pin Mat.: 1.2601/ 62 ± 2 HRC</p> |




























03.02.13.15 222227

* = For technical details please refer to IMC-section
** = Product to be phased out

| | | | | | |
|--|--|---|---|--|--|
|  | Z 462/...* 2.49 Guide Mat.: WS (≈ 1.2516) 56 ± 2 HRC for Z 461/... |  | Z 1540/... 2.60 Rack Mat.: 1.7225/1080 N/mm ² Design is matching with Z 1550; Z 1553 and Z 1555 |  | Z 1564/... 2.66 Needle-thrust ball bearing DIN 5429-1 Design is matching with Z 1520 |
|  | Z 465/...* 2.50 Flat ejector pin Mat.: WS (≈ 1.2516) DIN 1530-4/ISO 8693 hardened |  | Z 1550/... 2.61 Threaded core blank Mat.: 1.2767/830 N/mm ² Design is matching with Z 1550; Z 1553 and Z 1555 |  | Z 1565/... 2.67 Thrust ring Mat.: 1.3505/ 58 ± 4 HRC for Z 1564 and Z 1566 |
|  | Z 466/.../S* 2.51 Flat ejector pin custom designed Mat.: WS (≈ 1.2516) hardened |  | Z 1552/... 2.62 Pilot thread bushing, blank Mat.: 2.0550 for Z 1550/... |  | Z 1566/... 2.67 Needle-thrust roller bearing DIN 5429-1 Design is matching with Z 1520 |
|  | Z 47/...* 2.53 Extension rod Mat.: WS (≈ 1.2516) |  | Z 15W/... 2.62 Slide plate self-lubricating Mat.: 2.0492 used with Z 1540/... |  | Z 159/...* 2.68 Ejector coupling device pneumatic ≈ EUROMAP 11 Part 5 |
|  | Z 491/... 2.53 Air valve pneumatically activated Mat.: Ampcoloy 940 |  | Z 1553/... 2.63 Gear wheel Mat.: 1.0503/690 N/mm ² Design is matching with Z 1540; Z 1550 and Z 1555 |  | Z 1591/...* 2.69 Coupling spigot Mat.: 1.2764/58-3 HRC for Z 159/... |
|  | Z 495/...* 2.54 Blow off strip Mat.: 3.4365 for demoulding action with compressed air |  | Z 1555/... 2.64 Intermediate gear wheel Mat.: 1.0503/690 N/mm ² Design is matching with Z 1540/1550 and 1553 |  | Z 1592/...* 2.69 Ejector/coupling rod Mat.: 1.2764/58-3 HRC for Z 159/... |
|  | Z 4951/...* 2.54 Blow off nozzle, adjustable Mat.: 2.0401 for mounting into Z 495/... |  | Z 1558/... 2.65 Parallel key DIN 6885 -1 Design is matching with Z 1520; Z 1553 and Z 1555 |  | Z 163/...* 2.70 Pressure sleeve Mat.: 1.2826 together with Z 164/... assembly to "Early ejector return unit" |
|  | Z 1500/... 2.56 Helical spindle Mat.: Special steel/ 980 N/mm ² for demoulding of threaded parts |  | Z 1560/... 2.65 Taper roller bearing DIN 720/DIN ISO 355 Design is matching with Z 1500 and Z 1520 |  | Z 164/...* 2.70 Bush Mat.: 1.2080 |
|  | Z 1520/... 2.58 Helical nut Mat.: 2.0550 für Z 1500/... |  | Z 1562/... 2.66 Grooved ball bearing DIN 625 -1 Design is matching with Z 1550; Z 1553 and Z 1555 |  | Z 165/...* 2.71 Guided ejector pull back device for ejector plates |

* = For technical details please refer to INFO-section

** = Product to be phased out

| | | | | | | | | |
|---|--|------|---|---|------|---|---|------|
|  | Z 166/...* Ejector rod for Z 165/... Mat.: 1.5919 | 2.71 |  | Z 171/...* Latch locking unit Mat.: 1.2764 for moulds with several parting areas | 2.79 |  | Z 1755/...* Mounting block Mat.: 1.2312/1080N/mm ² for fixing of Z 1751 and Z 1752 | 2.87 |
|  | Z 167/...* Flange Mat.: 1.0580/540N/mm ² for Z 165; Z 169 and Z 1695 | 2.72 |  | Z 172/...* Frictional puller Mat.: Free cutting/steel plastics Transmits axial forces by friction | 2.81 |  | Z 1756/...* Spacer block Mat.: 1.2162/590N/mm ² bracket for Z 1754 and Z 1755 | 2.88 |
|  | Z 168/...* Rapid coupling for injection machine ejectors and core pulling devices | 2.72 |  | Z 173/...* Round latch locking unit Mat.: 1.2764 for moulds with several parting areas | 2.81 |  | Z 1761/...* Rack Mat.: 1.2312/1080N/mm ² geared double sided matching with Z 1751; Z 1752 and Z 1764 | 2.89 |
|  | Z 1681/...* Ejector/coupling rod Mat.: 1.5919/ 56 ± 2 HRC for Z 168/... | 2.73 |  | Z 1731/...* Pulling rod Mat.: 1.5920/ 59 + 2 HRC for Z 173/... | 2.82 |  | Z 1764/...* Guide block Mat.: 1.2764/56 HRC for guiding and mounting of Z 1751; Z 1752 and Z 1761 | 2.89 |
|  | Z 1682/...* Ejector/coupling rod Mat.: 1.5919 for Z 168/... Length to be cut as required | 2.73 |  | Z 1732/...* Threaded bush Mat.: 1.2343/1000N/mm ² for Z 1731/... | 2.82 |  | Z 180/...* Slide Mat.: 1.2764/1.2343 Basic item for Moulds slides-Modular system | 2.91 |
|  | Z 169/...* Two stage ejector for subdividing of strokes | 2.74 |  | Z 174/...* Latch locking unit Mat.: 1.2764 for moulds with several parting areas | 2.83 |  | Z 182/...* Locking heel single sided Mat.: 1.2436/60+2HRC for interlocking of Z 180/... | 2.92 |
|  | Z 1695/...* Two stage ejector for subdividing of strokes | 2.75 |  | Z 1751/...* Rack Mat.: 1.2312/1080N/mm ² matching with Z 1752; Z 1754; Z 1755 and Z 1761 | 2.85 |  | Z 1821/...* Wear plate Mat.: 1.2767/53+2HRC for Z 182/... | 2.93 |
|  | Z 1696/...* Adapter Mat.: 1.2312/1100N/mm ² for Z 1695/... | 2.76 |  | Z 1752/...* Rack Mat.: 1.2312/1080N/mm ² matching with Z 1751; Z 1754; Z 1755 and Z 1761 | 2.86 |  | Z 183/...* Locking heel double sided Mat.: 1.2436/60+2HRC for interlocking of Z 180/... | 2.94 |
|  | Z 170/...* Latch locking unit Mat.: 1.2764 for moulds with several parting areas | 2.77 |  | Z 1754/...* Guide block Mat.: 1.2764/56 HRC for guiding and mounting of Z 1751 and Z 1752 | 2.87 |  | Z 1831/...* Wear plate Mat.: 1.2767/53+2HRC for Z 183/... | 2.95 |

2


Ejectors, demoulding components

Page

■ New product



Z 1832/...* **2.96**
Wear plate
Mat.: 1.2764/53+2HRC
for Z 183/...



Z 2310/... **2.104**
Flange
Mat.: 1.1730/640N/mm²
for mounting of
Z 2300/...



Z 185/...* **2.97**
Guide strip
Mat.: 1.2436/60+2HRC
for Z 180/...




Z 2320/... **2.104**
Adapter
Mat.: 1.6587/
58 + 2 HRC



Z 185W/...* **2.98**
Guide strip
self-lubricating
Mat.: 2.0492/180HB
for Z 180/...



Z 2330/... **2.105**
Pressure screw
Mat.: 1.6587/
58 + 2 HRC




Z 186W/...* **2.99**
Slide plate
self-lubricating
Mat.: 2.0492
for Z 180/...




Z 187/...* **2.99**
Retainer
Mat.: 1.2312/1080 N/mm²
for mounting of angle
pin Z 01/...




Z 01/...* **2.100**
Guide pillar (Angle pin)
Mat.: Case hardening
steel
720 HV 30
for actuating of slides



Z 181/... **2.101**
Mould slide unit ■
Mat.: 1.2343/48 HRC



Z 1810/... **2.102**
Locking heel ■
Mat.: 1.2767/53 HRC



Z 2300/... **2.103**
Positive locking ■
cylinder, hydraulic
with mechanical inter-
locking

* = For technical details please refer to INFO-section
** = Product to be phased out